


## OUTSIDE OF THE BOOK

**You can learn a lot about a book by its cover.**

- \* The **cover** is the outside wrapping of a book.
- \* The **spine** is the skinny edge you see when a book is on a shelf.
- \* On the cover, you'll see the **title**, or name of the book.
- \* The **author** wrote the book. His or her name is on the cover.
- \* If the book has pictures, the name of the person who made them is on the cover. That's the **illustrator**.
- \* A **hardcover** book has a cover that is hard like your desk. A **paperback** book has a cover that is soft like paper.

Pick up a book and look at the cover. Answer these questions.

1. What is one thing in the picture on the cover? \_\_\_\_\_
2. What is the top word printed on the spine of the book? \_\_\_\_\_
2. What is the title? \_\_\_\_\_
3. Who is the illustrator? \_\_\_\_\_
4. Who is the author? \_\_\_\_\_
5. Is the book hardcover or paperback? \_\_\_\_\_



**BookSpeak! Poems About Books**

by Laura Purdie Salas, illustrated by Josée Bisailon

Clarion Books, 2011 \* ISBN: 978-0547223001

laurasalas.com \* © Laura Purdie Salas 2011 -copy freely to use with kids

## INSIDE THE BOOK

- \* Books with chapters have a **table of contents**. This page tells the title of each chapter plus the page it starts on.
- \* Some books have a **glossary** at the back. A glossary lists some words from the book, plus their meanings.
- \* Some books have an **index** at the very end. An index lists the topics in the book, plus every page where that topic is written about.

glossary


index

table of contents

Fill in the blanks below using a word from the word bank above.

### Looking for Alligators

I checked out a book about reptiles from the library today. I didn't know what the word "constrictor" meant, so I looked it up in the \_\_\_\_\_. I wanted to find a chapter all about alligators, so I looked at the \_\_\_\_\_. It told me that the alligator chapter started on page 36. I liked this book a lot. I decided to use it for facts for my report on alligators. I wanted to see if the book talked about alligators anywhere else. I turned to the very end of the book and checked in the \_\_\_\_\_.



#### BookSpeak! Poems About Books


by Laura Purdie Salas, illustrated by Josée Bisailon

Clarion Books, 2011 \* ISBN: 978-0547223001

laurasalas.com \* © Laura Purdie Salas 2011 -copy freely to use with kids

## MORE PARTS OF THE BOOK

- \* The things that happen in a story are called the **plot**.
- \* A **character** is a person or animal who does things in a story.
- \* A **cliffhanger** chapter ends when something bad is about to happen.
- \* A **sequel** is a book that continues a story started in an earlier book.
- \* A **book plate** is a sticker that you write your name in and put in a book to show it's yours (but only do this if it's your book and not the library's!).
- \* **Illustrations** are the pictures the illustrator makes for the book.
- \* The **conflict** is the problem the character solves.




### BookSpeak! Poems About Books

by Laura Purdie Salas, illustrated by Josée Bisailon

Clarion Books, 2011 \* ISBN: 978-0547223001

[laurasalas.com](http://laurasalas.com) \* © Laura Purdie Salas 2011 -copy freely to use with kids

**PARTS OF A BOOK CROSSWORD PUZZLE**




**ACROSS**

**DOWN**

- 1. Who a story is about
- 2. Events that happen in a story
- 5. The artist who makes the pictures for a book
- 6. The skinny backbone of the book
- 9. The writer of a book
- 10. A book that continues another book
- 11. Book with a strong, hard front and back
- 12. Pictures in a book
- 13. Name of the book
- 14. List of all topics in a book and pages they appear
- 15. Problem that a character must solve or overcome
- 16. List of some words in the book and their meaning

- 1. A chapter that stops at a scary spot
- 3. List of all the chapters and what page each starts on
- 4. The front and back of the book
- 7. A label or sticker that shows you own a book
- 8. Book with a soft cover



**BookSpeak! Poems About Books**

by Laura Purdie Salas, illustrated by Josée Bisailon

Clarion Books, 2011 \* ISBN: 978-0547223001

laurasalas.com \* © Laura Purdie Salas 2011 -copy freely to use with kids

**ANSWER KEY****Looking for Alligators**


I checked out a book about reptiles from the library today. I didn't know what the word "constrictor" meant, so I looked it up in the *GLOSSARY*. I wanted to find a chapter all about alligators, so I looked at the *TABLE OF CONTENTS*. It told me that the alligator chapter started on page 36. I liked this book a lot. I decided to use it for facts for my report on alligators. I wanted to see if the book talked about alligators anywhere else. I turned to the very end of the book and checked in the *INDEX*.

**Crossword Puzzle****Across:**

1. CHARACTER
2. PLOT
5. ILLUSTRATOR
6. SPINE
9. AUTHOR
10. SEQUEL
11. HARDCOVER
12. ILLUSTRATIONS
13. TITLE
14. INDEX
15. CONFLICT
16. GLOSSARY

**Down:**

1. CLIFFHANGER
3. TABLE OF CONTENTS
4. COVER
7. BOOK PLATE
8. PAPERBACK

**BookSpeak! Poems About Books**

by Laura Purdie Salas, illustrated by Josée Bisailon

Clarion Books, 2011 \* ISBN: 978-0547223001

laurasalas.com \* © Laura Purdie Salas 2011 -copy freely to use with kids